
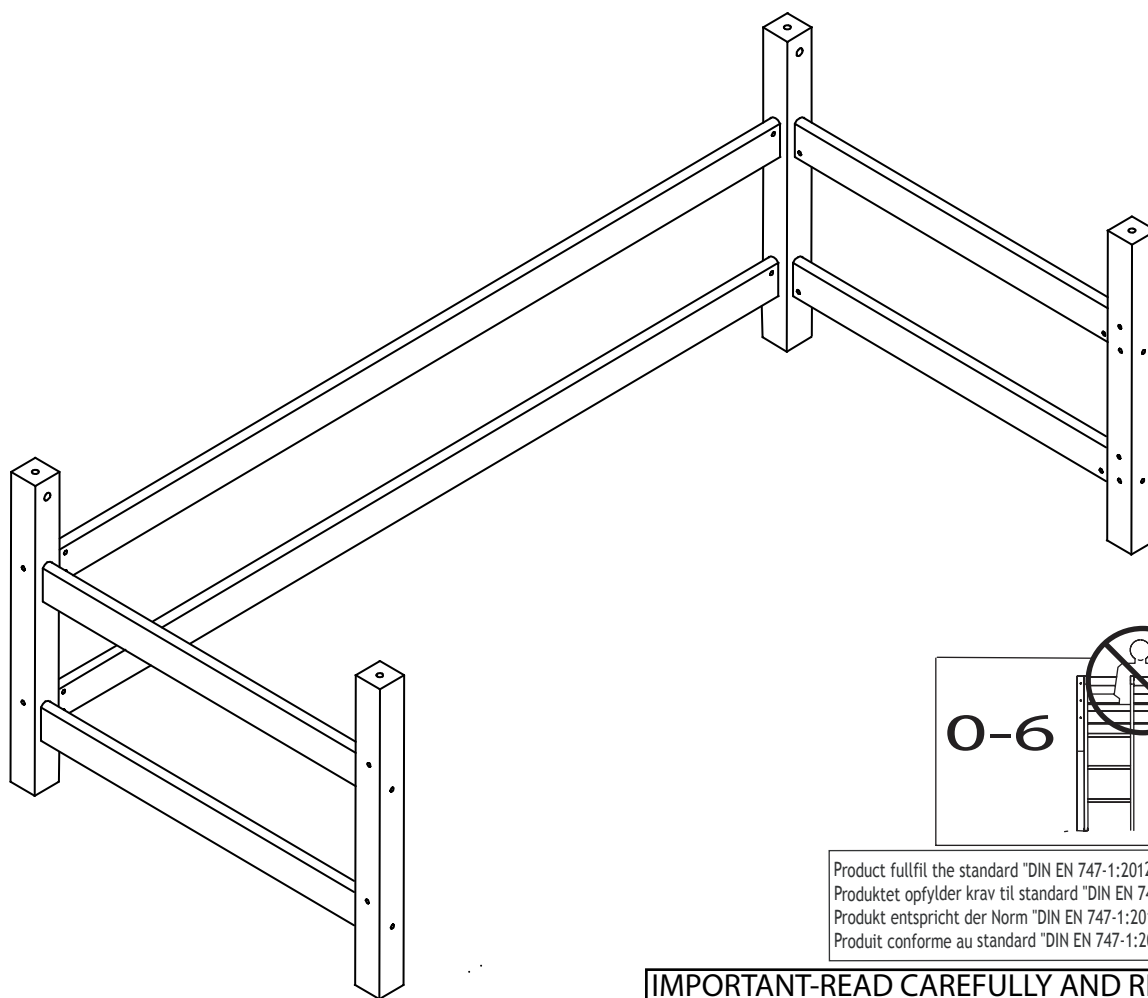


- Ⓛ Aufbauanleitung
- Ⓛ Notice de montage
- Ⓛ Handleiding voor de montage
- Ⓛ Montážní návod
- Ⓛ Szerelési útmutató
- Ⓛ Montaj talimatları

- Ⓒ Assembly instruction
- Ⓘ Istruzione di montaggio
- Ⓟ Instrukcja montażu
- Ⓚ Navod na montaž
- Ⓡ Instrucțiuni de montaj
- Ⓡ Инструкция по монтажу




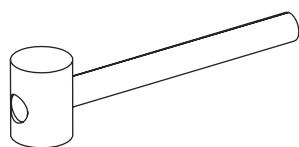

37-0004-32-07M



0-6

Product fulfill the standard "DIN EN 747-1:2012,DIN EN 747-2:2012"
 Produktet opfylder krav til standard "DIN EN 747-1:2012,DIN EN 747-2:2012"
 Produkt entspricht der Norm "DIN EN 747-1:2012,DIN EN 747-2:2012"
 Produit conforme au standard "DIN EN 747-1:2012,DIN EN 747-2:2012"

IMPORTANT-READ CAREFULLY AND RETAIN
WICHTIG-SORGFÄLTIG LESEN UND AUFBEWAHREN
VIGTIGT-LÆS grundigt igennem og opbevar
IMPORTANT-LIRE ATTENTIVEMENT ET A CONSERVER



DIN EN 747-1:2012
DIN EN 747-2:2012

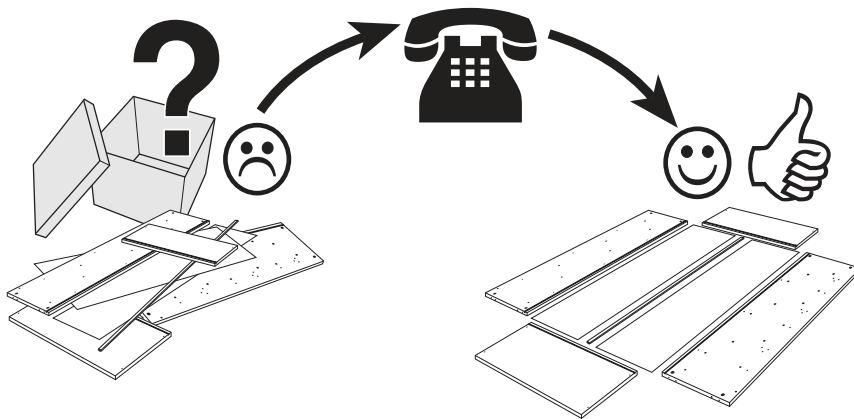
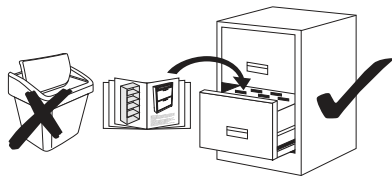


Service • Assistenza • Dienstverlening • Serwis Servis • Szerviz • Сервисная служба

Name • Nom • Nome • Naam • Nazwa • Jméno • Názov
Név • Denumire • Isim • Название

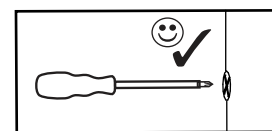
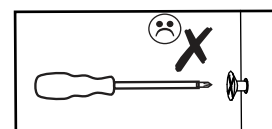
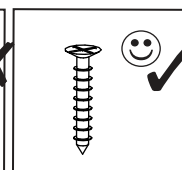
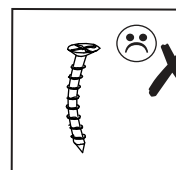
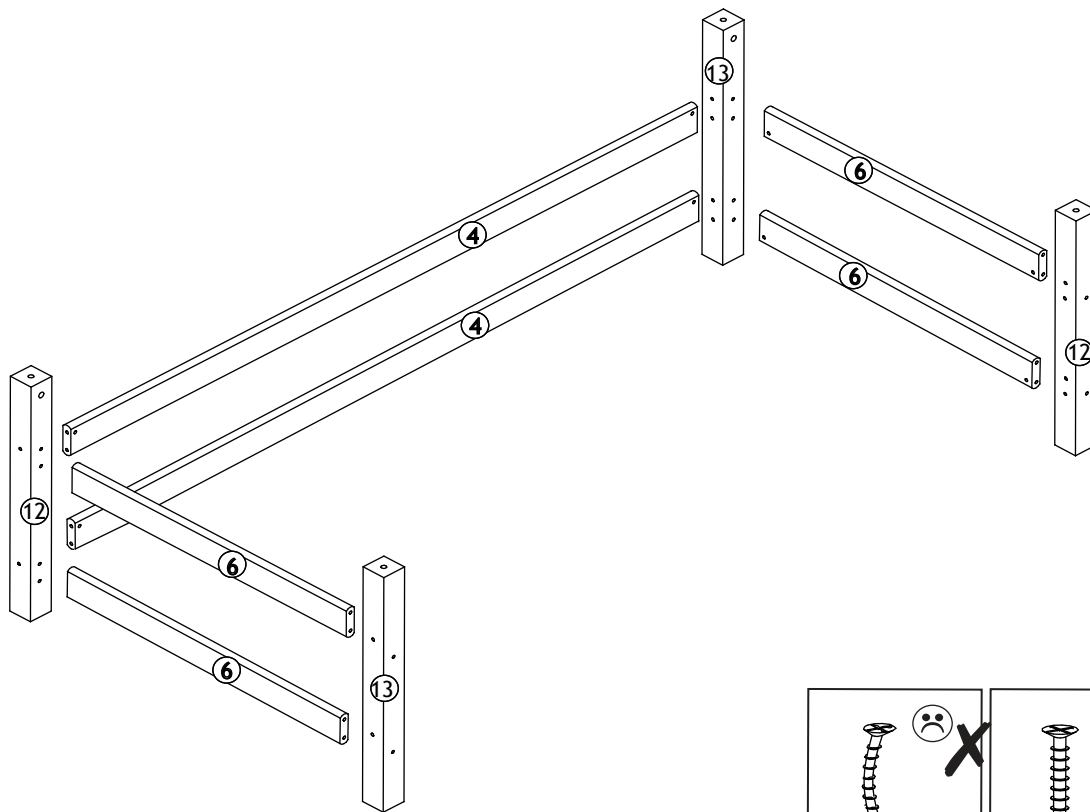
Nr. • No. • N° • Č • Sz • Номер

Typ • Type • Tip • Tipus • Druh • Тіро • Тип



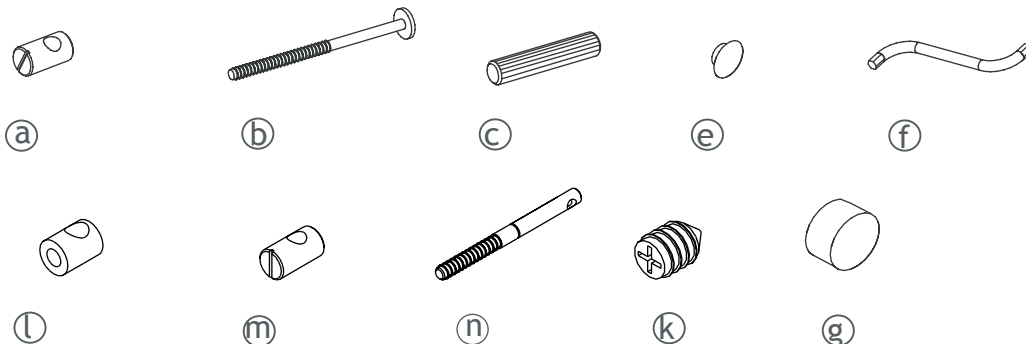
Detail specification

A.i. Nr.	Article Nr.	pcs
④	025003-32	x2
⑥	025004-32	x4
⑫	013011-32	x2
⑬	013012-32	x2

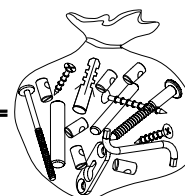


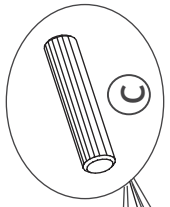
Fitting specification

A.i. Nr.	Article Nr.	Dimentions	pcs
Ⓐ	1-000011-07	M6x10/6	x12
Ⓑ	1-000010-07	M6x100	x12
Ⓒ	1-000013-00	8x40	x12
Ⓔ	1-000014-57	6x8	x20
Ⓕ	1-000015-07	Z4	x1
Ⓖ	1-000021-07	M10x15/28	x4
Ⓜ	1-000022-07	M10x15/28	x4
Ⓝ	1-000023-07	M10x115	x4
Ⓚ	1-000024-07	D16	x4
Ⓙ	1-000016-57	16x10	x4

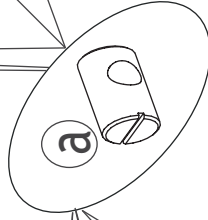
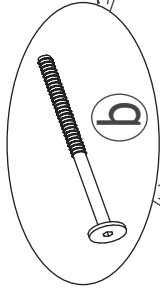
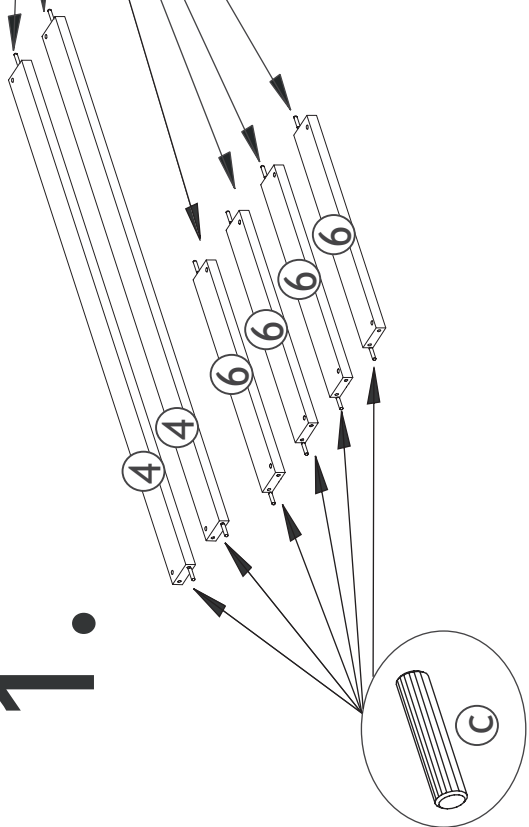


1-000001=





1.



2.

